



# Magic Power Joint

Straight or branch joint with Magic Power Gel for extruded insulation cables up to 1 kV

Joints for extruded cables F(R)G7OR 0.6/1 kV. Easy installation, composed of two anti-fracture plastic shells, to be filled with non-toxic quick cross linking bicomponent insulation such as Magic Power Gel. Suitable for installation in traps, channels or directly underground or under water. Non-toxic, safe, light and re-enterable. Thanks to the softness of the insulation, they are able to absorb external shock without cracking or fracturing. The extreme stickiness of the insulation together with its softness allow it to transmit water pressure for installation even at high depths.

## RE-ENTERABLE



## REMOVABLE



## INSPECTIONABLE



## REUSABLE



- Re-enterable and inspectable joint
- Insulated with **Magic Power Gel**, the innovative self-amalgamating gel
- For installations even in harsh conditions and high depths!
- Extremely adherent and tight sealing
- Non-toxic and safe
- No shelf life

Magic Power Joint Y

Magic Power Joint L



In 15 minutes, the gel is cross-linked and **Magic Power Joint** is ready!



### Electrical performance:

CEI EN 50393 • CEI 20-33

(with testing under water head and water between the cable cores)

**Gel:** UL 94-HB

**Degree of protection:** IP68



Operating temperature



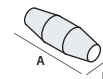
Installation temperature:  
-15°C / +55°C





## Magic Power Joint L

Straight joint for 0.6/1 kV extruded cables



Product	Cable formation and conductor cross sections (n° x mm <sup>2</sup> )				Dimensions A x B (mm)
	1x	2x	3x	4x	
Magic P Joint L10	2,5 - 50	1,5 - 10	1,5 - 10	1,5 - 10 *	180 x 50
Magic P Joint L25	16 - 150	4 - 25	4 - 25	2,5 - 25	215 x 55
Magic P Joint L35	16 - 185	16 - 35	16 - 35	16 - 35	232 x 70
Magic P Joint L50	50 - 300	16 - 50	16 - 50	16 - 50	266 x 72
Magic P Joint L95	120 - 400	25 - 95	25 - 95	25 - 95	330 x 75
Magic P Joint L120	240 - 500	70 - 120	70 - 120	50 - 120	365 x 95
Magic P Joint L240	400 - 1000	120 - 300	120 - 240	120 - 240	510 x 120
Magic P Joint L300	630 - 2000	240 - 400	240 - 300	240 - 300	760 x 180

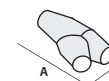
Product	1x	2x	3x	4x	(mm)
Magic P Joint L50	16 - 150	16 - 25	16 - 25	16 - 25	266 x 72
Magic P Joint L120	185 - 400	25 - 95	25 - 95	25 - 95	365 x 95
Magic P Joint L240	400 - 630	95 - 185	95 - 185	95 - 185	510 x 120
Magic P Joint L300	630 - 2000	185 - 300	185 - 300	185 - 300	760 x 180

\* Magic Power Joint 10 suggested for cable diameters smaller than 16 mm.



## Magic Power Joint Y

Branch joint for 0.6/1 kV extruded cables



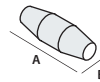
Product	Cable formation and conductor cross sections (n° x mm <sup>2</sup> )								Dimensions A x B (mm)
	1x		2x		3x		4x		
	T	B	T	B	T	B	T	B	
Magic P Joint Y6	4 - 50	4 - 50	4 - 10	4 - 10	2,5 - 6	2,5 - 6	2,5 - 6	2,5 - 6	180 x 90
Magic P Joint Y25	50 - 150	50 - 150	10 - 25	10 - 25	6 - 25	6 - 16	6 - 25	6 - 10	220 x 105
Magic P Joint Y95	120 - 400	95 - 240	25 - 95	16 - 50	25 - 95	16 - 50	25 - 95	10 - 50	315 x 115
Magic P Joint Y240*	240 - 630	240 - 630	95 - 240	50 - 240	95 - 240	50 - 240	95 - 240	50 - 240	600 x 285

T: Through - B: Branch  
\* also for aluminium cables.



## Magic Power Joint L-S

Straight joint for 0.6/1 kV screened extruded cables



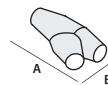
Product	Cable formation and conductor cross sections (n° x mm <sup>2</sup> )				Dimensions A x B (mm)
	1x	2x	3x	4x	
Magic P Joint L10-S	2,5 - 50	1,5 - 10	1,5 - 6	1,5 - 6	180 x 50
Magic P Joint L25-S	16 - 120	4 - 25	4 - 16	2,5 - 16	215 x 55
Magic P Joint L35-S	16 - 185	16 - 35	16 - 25	16 - 25	232 x 70
Magic P Joint L50-S	50 - 240	16 - 50	16 - 50	16 - 50	266 x 72
Magic P Joint L120-S	240 - 500	70 - 120	70 - 120	50 - 95	365 x 95
Magic P Joint L240-S	400 - 1000	120 - 300	120 - 185	120 - 185	510 x 120
Magic P Joint L300-S	630 - 2000	240 - 400	240 - 300	240 - 300	760 x 180

Product	Cable formation and conductor cross sections (n° x mm <sup>2</sup> )				Dimensions A x B (mm)
	1x	2x	3x	4x	
Magic P Joint L50-S	16 - 150	16 - 25	16 - 25	16 - 25	266 x 72
Magic P Joint L120-S	185 - 400	25 - 95	25 - 95	25 - 95	365 x 95
Magic P Joint L240-S	400 - 630	95 - 185	95 - 185	95 - 185	510 x 120
Magic P Joint L300-S	630 - 2000	185 - 300	185 - 300	185 - 300	760 x 180



## Magic Power Joint Y-S

Branch joint for 0.6/1 kV screened extruded cables



Product	Cable formation and conductor cross sections (n° x mm <sup>2</sup> )								Dimensions A x B (mm)
	1x		2x		3x		4x		
	T	B	T	B	T	B	T	B	
Magic P Joint Y6-S	4 - 35	4 - 35	4 - 10	4 - 10	2,5 - 6	2,5 - 6	2,5 - 6	2,5 - 6	180 x 90
Magic P Joint Y25-S	35 - 120	35 - 120	10 - 25	10 - 25	6 - 16	6 - 16	6 - 16	6 - 10	220 x 105
Magic P Joint Y95-S	95 - 300	70 - 150	25 - 95	16 - 50	16 - 70	16 - 35	16 - 50	10 - 35	315 x 115
Magic P Joint Y240-S*	240 - 630	150 - 630	95 - 240	50 - 240	70 - 240	35 - 240	50 - 240	35 - 240	600 x 285

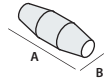
T: Through - B: Branch  
\* also for aluminium cables.





## Magic Power Joint L-ARM

Straight joint for 0,6/1 kV extruded cables with tape, wire or plate armouring



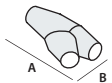
For <b>COPPER</b> cables		Cable formation and conductor cross sections (n° x mm <sup>2</sup> )			Dimensions A x B (mm)
Product	2x	3x	4x		
Magic P Joint L10-ARM	1,5 - 10	1,5 - 6	1,5 - 6	180 x 50	
Magic P Joint L25-ARM	4 - 25	4 - 16	2,5 - 16	215 x 55	
Magic P Joint L35-ARM	16 - 35	16 - 25	16 - 25	232 x 70	
Magic P Joint L50-ARM	16 - 50	16 - 50	16 - 50	266 x 72	
Magic P Joint L120-ARM	70 - 120	70 - 120	50 - 95	365 x 95	
Magic P Joint L240-ARM	120 - 300	120 - 185	120 - 185	510 x 120	
Magic P Joint L300-ARM	240 - 400	240 - 300	240 - 300	760 x 180	

For <b>ALUMINIUM</b> cables		2x	3x	4x	(mm)
Magic P Joint L50-ARM	16 - 25	16 - 25	16 - 25	266 x 72	
Magic P Joint L120-ARM	25 - 95	25 - 95	25 - 95	365 x 95	
Magic P Joint L240-ARM	95 - 185	95 - 185	95 - 185	510 x 120	
Magic P Joint L300-ARM	185 - 300	185 - 300	185 - 300	760 x 180	



## Magic Power Joint Y-ARM

Branch joint for 0,6/1 kV extruded cables with tape, wire or plate armouring



For <b>WIRE</b> armoured <b>COPPER</b> cables		Cable formation and conductor cross sections (n° x mm <sup>2</sup> )						Dimensions A x B (mm)
Product	2x		3x		4x			
	T	B	T	B	T	B		
Magic P Joint Y6-ARM-F	4 - 10	4 - 10	2,5 - 6	2,5 - 6	2,5 - 6	2,5 - 6	180 x 90	
Magic P Joint Y25-ARM-F	10 - 25	10 - 25	6 - 16	6 - 16	6 - 16	6 - 10	220 x 105	
Magic P Joint Y95-ARM-F	25 - 70	16 - 50	25 - 70	16 - 35	25 - 50	10 - 35	315 x 115	
Magic P Joint Y240-ARM-F*	70 - 240	50 - 240	70 - 240	35 - 240	50 - 240	35 - 240	600 x 285	

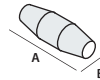
For <b>TAPE OR PLATE</b> armoured <b>COPPER</b> cables		2x		3x		4x		(mm)
Product	T	B	T	B	T	B		
Magic P Joint Y6-ARM	4 - 10	4 - 10	2,5 - 6	2,5 - 6	2,5 - 6	2,5 - 6	180 x 90	
Magic P Joint Y25-ARM	10 - 25	10 - 25	6 - 16	6 - 16	6 - 16	6 - 10	220 x 105	
Magic P Joint Y95-ARM	25 - 70	16 - 50	25 - 70	16 - 35	25 - 50	10 - 35	315 x 115	
Magic P Joint Y240-ARM*	70 - 240	50 - 240	70 - 240	35 - 240	50 - 240	35 - 240	600 x 285	

T: Through - B: Branch  
\* also for aluminium cables.



## Magic Power Joint-SL

Straight joint for signaling and control multi core extruded 0,6/1 kV cables

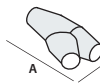


Product	Conductor cross sections (mm <sup>2</sup> )	Cable formation (n° conductors)											Dimensions A x B (mm)				
		5x	7x	10x	12x	16x	19x	24x	40x	75x	100x	250x		500x			
Magic P Joint SL11	1,5	•	•	•	•	•											180 x 50
	2,5	•	•	•													
Magic P Joint SL12	1,5			•	•	•	•										215 x 55
	2,5			•	•	•	•										
Magic P Joint SL13	1,5					•	•	•	•								266 x 72
	2,5					•	•	•	•								
Magic P Joint SL14	1,5								•	•							330 x 75
	2,5								•	•							
Magic P Joint SL15	1,5									•	•						365 x 95
	2,5									•	•						
Magic P Joint SL16	1,5										•	•					510 x 120
	2,5										•	•					
Magic P Joint SL17	1,5											•	•	•			760 x 180
	2,5											•	•	•			



## Magic Power Joint-SY

Branch joint for signaling and control multi core extruded 0,6/1 kV cables

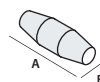


Product	Conductor cross sections (mm <sup>2</sup> )	Cable formation (n° conductors)											Dimensions A x B (mm)				
		5x	7x	10x	12x	16x	19x	24x	40x	75x	100x	250x		500x			
Magic P Joint SY1	1,5	•	•	•	•	•	•										180 x 90
	2,5	•	•	•	•												
Magic P Joint SY2	1,5					•	•	•									220 x 105
	2,5			•	•	•	•	•									
Magic P Joint SY3	1,5							•	•	•	•						315 x 115
	2,5							•	•	•	•						
Magic P Joint SY4	1,5									•	•	•	•	•			600 x 285
	2,5									•	•	•	•	•			



## Magic Power Joint-T e TS

Straight joint for telephone cables



UNSCREENED	SCREENED	N° pairs per conductor cross sections (n° x mm <sup>2</sup> )	Dimensions A x B (mm)
Product	Product		
Magic P Joint T16	Magic P Joint TS16	1 - 16 x 0,5 - 0,6	180 x 50
Magic P Joint T25	Magic P Joint TS25	16 - 25 x 0,5 - 0,6	215 x 55
Magic P Joint T35	Magic P Joint TS35	25 - 35 x 0,5 - 0,6	266 x 72
Magic P Joint T40	Magic P Joint TS40	35 - 40 x 0,5 - 0,6	330 x 75
Magic P Joint T64	Magic P Joint TS64	40 - 64 x 0,5 - 0,6	365 x 95
Magic P Joint T500	Magic P Joint TS500	60 - 500 x 0,5 - 0,6	510 x 120
Magic P Joint T1000	Magic P Joint TS1000	450 - 1000 x 0,5 - 0,6	760 x 180

